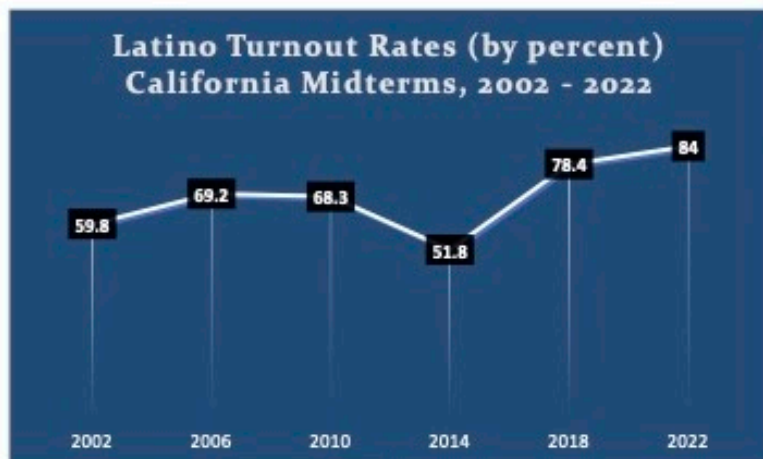


LATINO REGISTRATION AND VOTING IN CALIFORNIA (2002 – 2022)

➔ In 2020, there were 5 million Latino registered voters in California up from 4.2 million in 2018. This represents an increase of 803,000 new Latino registered voters (U.S. Census Bureau, Current Population Survey, Voting and Registration Series).

➔ WCVI estimates Latino voter registration will be approximately 5.3 million by the 2022 midterm election cycle.

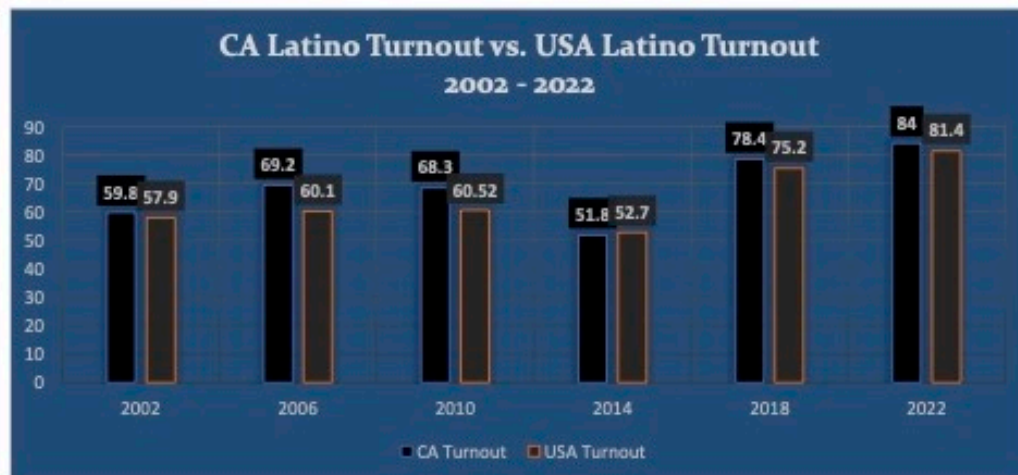
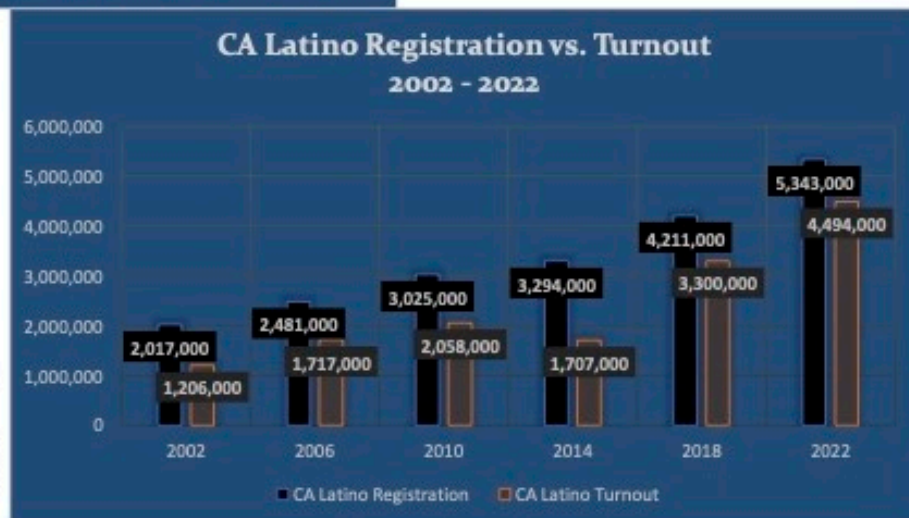


68.6%

Turnout of Latino registered voters has averaged 68.6% in California midterm elections since 2002 (greater than the national average of 64.6% for Latino)

➔ WCVI estimates Latino Turnout will reach 4.5 million votes cast in the November 2022 midterm election (compared to 3.3 million in the November 2018 midterm election).

➔ WCVI estimates Latino voters will comprise of 28.6% of all votes cast in the November 2022 midterm election (compared to 25% in the November 2018 midterm election).



➔ Latinos in California have typically outperformed Latinos nationwide in terms of turnout rates; this trend is expected to hold during the November 2022 midterm cycle.