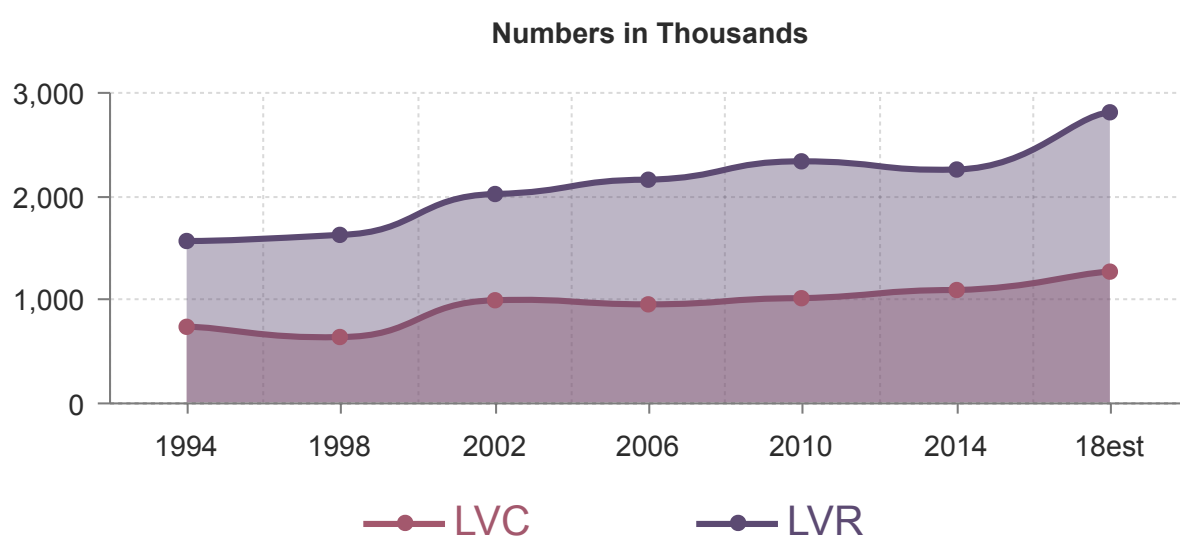




Latino Registration and Voting in Texas in 2018

- In 2016 there were 2.654 million Latino registered voters in Texas up from 2.255 million or 399,000 in 2014 according the CPS Voting and Registration Series of the US Census Bureau;
- The Texas Secretary of State reported 1.6 million net new registrants since 2014, 400,000 since March 2018.
- Texas now has a variant of online registration in which a voter can request a registration form be mailed to them and then submit it to be duly registered to vote.
- WCVI estimates the Latino voter registration will be least 2.8 million Latino registered voters by Oct. 9, 2018 deadline -record.

Texas Latino Voting and Registration, Midterms 1994-2014 with 2018 Estimate

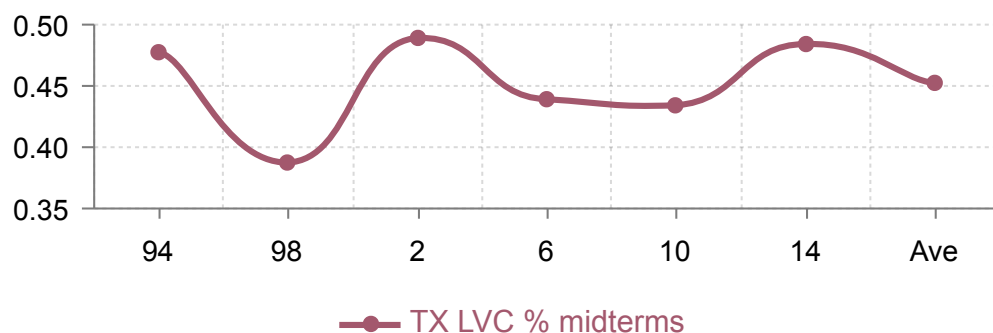


Source: US Census Bureau Current Population Survey Voting and Registration Series 1994-2014. WCVI Estimates

45%

Latino turnout of Latino registered has averaged 45% in Texas midterm elections since 1994.

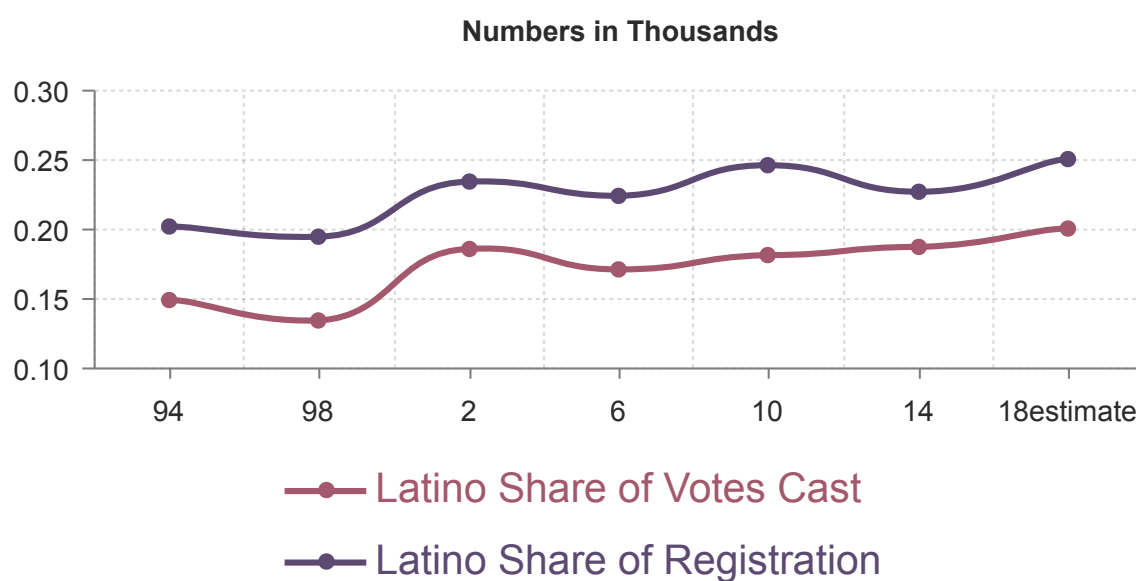
Latino Rates of Turnout in Texas in Midterms, 1994-2014



Source: US Census Bureau Current Population Survey Voting and Registration Series 1994-2014. WCVI Estimates.

- WCVI estimates Latino Turnout will reach 1.26 million Latino votes cast in Nov. 2018 compared to 1.09 million in Nov. 2014- a midterm record high.
- WCVI estimates Latino voters will comprise 20% of all votes cast in Texas in 2018 compared to 18.07% in 2014- a midterm record high.

Texas Latino Share of Votes Cast and Registration Midterms 1994-2014 with 2018 Estimate



Source: US Census Bureau Current Population Survey Voting and Registration Series 1994-2014. WCVI Estimates.

