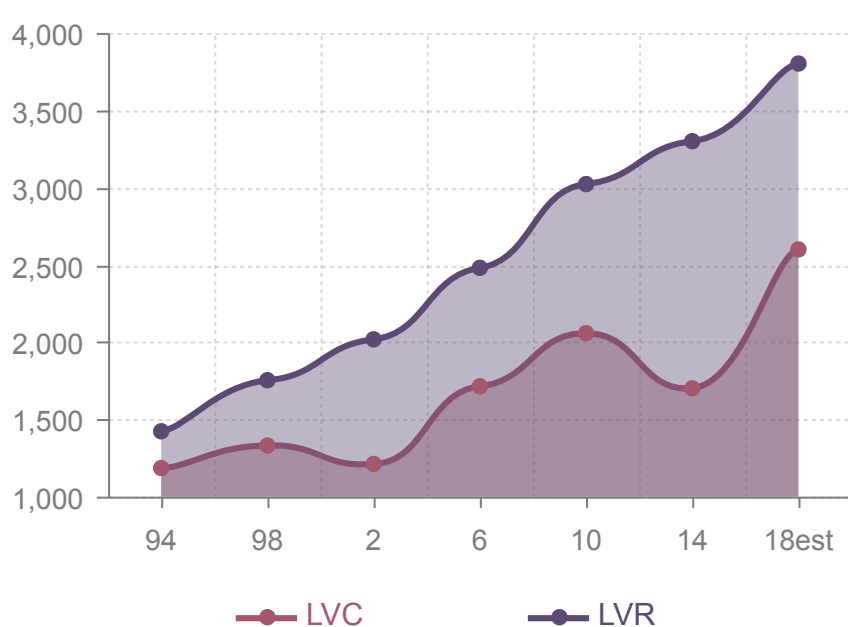




Latino Registration and Voting in California in 2018

- In 2016 there were 3.882 million Latino registered voters in California up from 3.294 million or 588,000 in 2014 according the CPS Voting and Registration Series of the US Census Bureau;
- California has online registration and Election Day Registration.
- WCVI estimates Latino voter registration will be least 3.8 million Latino registered voters by the Oct 22, 2018 deadline – a midterm election record.

Latino Rates of Turnout in California in Midterms, 1994-2014

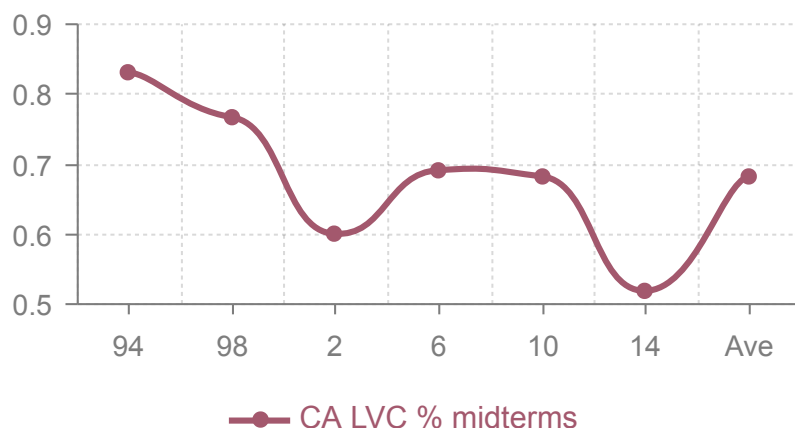


Source: US Census Bureau Current Population Survey Voting and Registration Series 1994-2014. WCVI Estimates

68%

Latino turnout of Latino registered has averaged 68% in California midterm elections since 1994. This is far above the national Latino midterm average turnout rate of 60%.

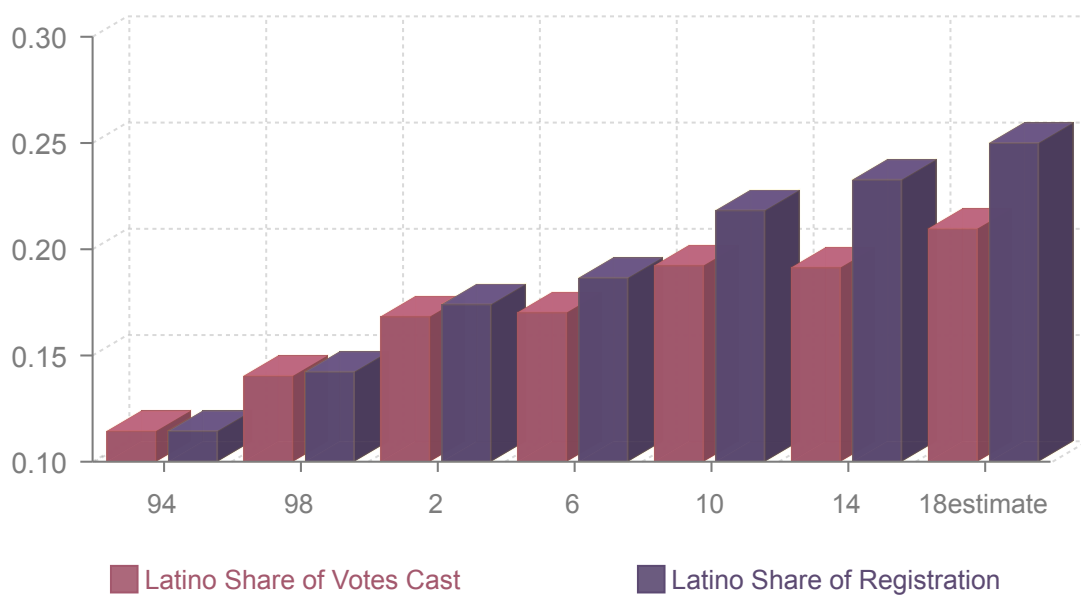
Latino Rates of Turnout in California in Midterms, 1994-2014



Source: US Census Bureau Current Population Survey Voting and Registration Series 1994-2014. WCVI Estimates.

- WCVI estimates Latino Turnout will reach 2.6 million Latino votes cast in Nov. 2018 compared to 1.71 million in Nov. 2014-a midterm record high.
- WCVI estimates Latino voters will comprise 21% of all votes cast in California in 2018 compared to 18.07% in 2014 – a midterm record high.

California Latino Share of Votes Cast and Registration Midterms 1994-2014 with 2018 Estimate



Source: US Census Bureau Current Population Survey Voting and Registration Series 1994-2014. WCVI Estimates.

